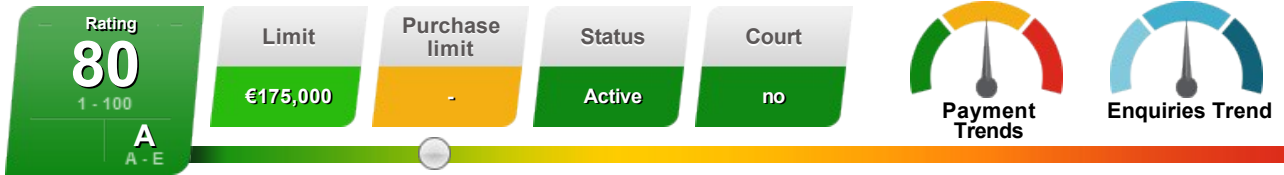


Paramio Trading B.V. - 17162869



Summary

Chamber of Commerce Number	17162869		
Company Name	Paramio Trading B.V.		
Address	Raakheuvel 14 5685BP BEST		
Statutory Seal	Best		
Safe Number	NL00841623	Click here	
Telephone number	0499332278		
RSIN Number	812835475		
Company type	Private limited liability company (BV) with ordinary structure		
Branch number	000001463063		
Establishment date	02/03/2004		

Credit information

Company Status	Active		
Today's rating (0-100)	80	Today's credit limit (€)	175,000
Rating description	very good credit worthiness		
Turnover	-	results on ordinary operations before tax	-
Net worth	2,585,820	Purchase limit	-

International Score

A International Score Description	Very Low Risk	The Creditsafe International Score is a standardised score derived from the Creditsafe rating. It enables credit risk comparison between companies that are registered in different countries.
--	---------------	--

Ultimate holding company

Safe Number	Company Name	Company Number	
NL00841623	Paramio Trading B.V.	17162869	No linked companies have been found.



Commentary

The business was established over 14 years ago.	→
The business has 0 employees.	→
The business is part of a group.	→
The business has been at the address for over 9 years.	→
The credit rating for this business has decreased from 90 to 80 on 31-08-2018.	↓
The credit limit for this business has decreased from €260000 to €175000 on 31-08-2018.	↓
The financial statements on file are 10 months old.	→
Net Worth increased by 37% during the latest trading period.	↑
A 24% growth in Total Assets occurred during the latest trading period.	↑
The business saw an increase in their Cash Balance of 111% during the latest trading period.	↑

Accounts

Date of latest accounts	Net worth	Working capital	Quick ratio
31/12/2017	2,585,820	728,203	6.77
31/12/2016	1,875,683	344,442	7.34
31/12/2015	1,413,605	350,668	22.55

Payment Information Summary

Days Beyond Terms	Payment Trends	Share your payment experience
<div style="display: flex; gap: 10px;"> <div style="border: 1px solid black; padding: 5px; background-color: #4CAF50; color: white; font-weight: bold; font-size: 1.2em;">N/A</div> <div style="border: 1px solid black; padding: 5px; background-color: #4CAF50; color: white; font-weight: bold; font-size: 1.2em;">8</div> </div> <p>Company DBT NL Average DBT</p>	 <p style="text-align: center;">Payment Trends</p>	 <p style="text-align: center;">Within terms 91 + Days</p>

Media solutions

[Click here for media results](#)

Payment expectations summary

Payment expectation days		Day sales outstanding	
Industry average payment expectation days	62.23	Industry average day sales outstanding	51.84
Suspension of payments / moratorium	no		

Court Data Summary

Court action	no
--------------	----

Enquiries summary

The last enquiry date was 23/07/2018.
There have been 9 enquiries in the last 12 months.
There are an average of 1 reports taken each month.

	3 MONTHS	6 MONTHS	9 MONTHS
Enquiries	0	3	3

Information

Trading name	Paramio Trading B.V.	Office type	Main Office
Address	Raakheuvel 14 5685BP BEST	Web address	
Telephone number	0499332278	Company type	Private limited liability company (BV) with ordinary structure
Fax number		E-Mail	
Company Status	Active	Founding deed date	02/03/2004
Company start date	01/02/2004	Importer	yes
Business Group Type	Company	Continuance date	02/03/2004
Exporter	yes	Date of latest accounts	31/12/2017
Ceased trading date		Reason for Registration	New establishment (start-up)
Reason for Dissolution			

Activities

Main Activity Code:	6420
Main Activity Description:	Financial holdings
Other Activity Codes:	Beheermaatschappij -

Post Address

Address	Raakheuvel 14 5685BP BEST	Country	Nederland
----------------	---------------------------	----------------	-----------

Capital details

Nominal capital		Placed capital	18,000
Deposited capital	18,000		

Employees details

Number of employees	0
Number of Employees (Source: Accounts)	0
Employees Fulltime	


Director information

W.A.C. Van Keulen-Pouwels

Trading name

Accounts

General information from the annual account

Annual accounts	31-12-2017	31-12-2016	31-12-2015	31-12-2014	31-12-2013
Auditing					
Judgement					
 Consolidated subsidiaries	0	- 0	- 0	- 0	- 0

Balance sheet


Annual accounts	31-12-2017	%	31-12-2016	%	31-12-2015	%	31-12-2014	%	31-12-2013
Weeks	52		52		52		52		52
Currency	EUR		EUR		EUR		EUR		EUR
Consolidated (y/n)	N		N		N		N		N
ASSETS									
 Intangible fixed assets	-	-	-	-	-	-	-	-	-
 Tangible fixed assets	-	-	1,066,065	0.7%	1,058,272	1.7%	1,041,017	-0.7%	1,048,723
 Financial fixed assets	2,443,377	108.2%	1,173,751	56.4%	750,248	25.9%	595,709	-50.6%	1,205,600
 Total fixed assets	2,443,377	9.1%	2,239,816	23.8%	1,808,520	10.5%	1,636,726	-27.4%	2,254,323
Inventories	-	-	-	-	-	-	-	-	-
Trade Debtors	-	-	-	-	-	-	-	-	-
 Other receivables	11,780	910.3%	1,166	-92.8%	16,195	222.9%	5,016	-61.7%	13,097
 Cash	842,668	111.9%	397,640	13.4%	350,744	25.8%	278,831	81.2%	153,868
 Miscellaneous current assets	0	-	0	-	0	-	0	-	0
 Total current assets	854,448	114.3%	398,806	8.7%	366,939	29.3%	283,847	70%	166,965
 Total Assets	3,297,825	25%	2,638,622	21.3%	2,175,459	13.3%	1,920,573	-20.7%	2,421,288
LIABILITIES									
 Issued share capital	18,000	0.00%	18,000	0.00%	18,000	0.00%	18,000	0.00%	18,000
Revaluation reserve	-	-	-	-	-	-	-	-	-
Minority interests	-	-	-	-	-	-	-	-	-
 Retained earnings	0	-	0	-	0	-	0	-	0
 Other reserves	2,567,820	38.2%	1,857,683	33.1%	1,395,605	28.8%	1,083,313	-16.8%	1,302,153
 Group Net Worth	0	-	0	-	0	-	0	-	0
 Total Equity	2,585,820	37.9%	1,875,683	32.7%	1,413,605	28.4%	1,101,313	-16.6%	1,320,153
 Total provisions	-	-	85,807	0.00%	85,807	0.00%	85,807	0.00%	85,807
Subordinated loans	-	-	-	-	-	-	-	-	-
 Other long term liabilities	585,760	-5.9%	622,768	-5.6%	659,776	-5.3%	696,784	-5%	733,792
 Total long term debts	585,760	-17.3%	708,575	-5%	745,583	-4.7%	782,591	-4.5%	819,599
Trade creditors	-	-	-	-	-	-	-	-	-
 Other current liabilities including accruals & deferred income	126,245	132.2%	54,364	234.1%	16,271	-55.6%	36,669	-87%	281,536
 Total current liabilities	126,245	132.2%	54,364	234.1%	16,271	-55.6%	36,669	-87%	281,536

	Total Liabilities	3,297,825	25%	2,638,622	21.3%	2,175,459	13.3%	1,920,573	-20.7%	2,421,288
	Working capital	728,203	111.4%	344,442	-1.8%	350,668	41.9%	247,178	315.7%	-114,571
	Net worth	2,585,820	37.9%	1,875,683	32.7%	1,413,605	28.4%	1,101,313	-16.6%	1,320,153



Profit & loss

Annual accounts	31-12-2017	%	31-12-2016	%	31-12-2015	%	31-12-2014	%	31-12-2013
Weeks	52		52		52		52		52
Currency	EUR		EUR		EUR		EUR		EUR
Consolidated (y/n)	N		N		N		N		N
Turnover	-	-	-	-	-	-	-	-	-
other operating income	-	-	-	-	-	-	-	-	-
Total operating expenses	-	-	-	-	-	-	-	-	-
Operating result	-	-	-	-	-	-	-	-	-
Total financial income	-	-	-	-	-	-	-	-	-
Total financial expenses	-	-	-	-	-	-	-	-	-
Results on ordinary operations before tax	-	-	-	-	-	-	-	-	-
Taxation	-	-	-	-	-	-	-	-	-
Results on ordinary operations after tax	-	-	-	-	-	-	-	-	-
Share in profit/(loss) of minority interest	-	-	-	-	-	-	-	-	-
Extraordinary items	-	-	-	-	-	-	-	-	-
Net result	-	-	-	-	-	-	-	-	-
OTHER INFORMATION									
Payroll costs	-	-	-	-	-	-	-	-	-
Amortization and depreciation	-	-	-	-	-	-	-	-	-

Ratio analysis

Annual accounts	31-12-2017	%	31-12-2016	%	31-12-2015	%	31-12-2014	%	31-12-2013
Weeks	52		52		52		52		52
Currency	EUR		EUR		EUR		EUR		EUR
Consolidated (y/n)	N		N		N		N		N
TRADING PERFORMANCE									
Results on ordinary operations before taxation margin	-	-	-	-	-	-	-	-	-
Return on capital employed	-	-	-	-	-	-	-	-	-
Return on total assets employed	-	-	-	-	-	-	-	-	-
Return on net assets employed	-	-	-	-	-	-	-	-	-
Sales / net working capital	-	-	-	-	-	-	-	-	-
OPERATING EFFICIENCY									
Stock turnover ratio	-	-	-	-	-	-	-	-	-
Debtor days	-	-	-	-	-	-	-	-	-
Creditor days	-	-	-	-	-	-	-	-	-
SHORT TERM STABILITY									
 Current ratio	6.77	-7.8%	7.34	-67.5%	22.55	191.3%	7.74	999.9%	0.59
 Liquidity ratio / acid ratio	6.77	-7.8%	7.34	-67.5%	22.55	191.3%	7.74	999.9%	0.59
 Current debt ratio	0.05	66.7%	0.03	200%	0.01	-66.7%	0.03	-85.7%	0.21
LONG TERM STABILITY									
 Gearing	22.65	-40%	37.78	-28.4%	52.74	-25.8%	71.06	14.5%	62.08
 Equity in percentage	78.41	10.3%	71.09	9.4%	64.98	13.3%	57.34	5.2%	54.52
 Total debt ratio	0.28	-31.7%	0.41	-24.1%	0.54	-27%	0.74	-10.8%	0.83

Payment Expectations

Payment Information Summary		Share your payment experience	
Days Beyond Terms	Payment Trends		
N/A	 8	 Within terms 91 + Days	
Company DBT	NL Average DBT		

Trade Payment Information	
Average Invoice Value	N/A
Invoices available	N/A
Paid	N/A
Outstanding	N/A
Trade Payment Data is information that we collect from selected third party partners who send us information about their whole sales ledger.	

Customer Payment Experiences	
Number of Experiences	N/A
Customer Payment Experiences are supplied directly by Creditsafe users based on their payment experience with their customers.	

Debt Collection Data					
Date Of Claim	Age Of Claim (Days)	Total Debt Amount	Amount Paid	Status	Claim Disputed
No Data Available					

Rating

Credit information			
Today's rating (0-100)	80	Today's credit limit (€)	175,000
Rating description	very good credit worthiness	Today's purchase limit	
RATING	DEFINITION		
74 - 100	Very good credit worthiness		
59 - 73	Good credit worthiness		
37 - 58	Credit worthy		
27 - 36	Credit against collateral		
0 - 26	Caution - credit at your discretion		
LIMIT DEFINITION			
The Creditsafe recommended credit limit is calculated using a formula that analyses information from a company's financial accounts, demographics and industry code. The company credit limit is our recommendation of the total amount of credit that should be outstanding at any one time.			

International Score
The Creditsafe International Score is a standardised



International Score Description

Very Low Risk

score derived from the Creditsafe rating. It enables credit risk comparison between companies that are registered in different countries.

Industry comparison

Activity code 6420

Activity description Financial holdings

Industry average credit rating 75.76

Industry average credit limit 113,542

Shareholder

Summary

Group - Number of Companies 2

Linkages - Number of Companies 0

Number of Countries 0

Ultimate holding company

Name Paramio Trading B.V.

Group Structure

Company name		Number	Safe number	Latest financials	Creditsafe Rating Class (0-100)	Limit
- Paramio Trading B.V.		17162869	NL00841623	31-12-2017	80	€175,000
-- Solero Trading B.V.		17217199	NL00891951	31-12-2017	78	€175,000

Companies that match this address

Company Name	Company Number	Score	Limit	Latest Accounts Filed
Pim van Keulen Design	54640555	-	-	-
van Keulen Trading	17170302	-	-	-

Linkages

Court

Court data

There is no data for this company

Directors

Director details (Persons)

FIRST NAMES	LAST NAME	DATE OF BIRTH	POSITION
Wilhelmina Antonia Christiana	van Keulen - Pouwels	27 March 1964	Enig aandeelhouder
Wilhelmina Antonia Christiana	van Keulen - Pouwels	27 March 1964	Directeur

Director details (Companies)

Events

Event History

Date	Event	Previous Value	Current Value
04/07/2018	New accounts filed.		31/12/2017

30/11/2017	New accounts filed.		31/12/2016
06/08/2016	New accounts filed.		31/12/2015
01/09/2015	New accounts filed.		31/12/2014
01/11/2014	New accounts filed.		31/12/2013
26/09/2013	New accounts filed.		31/12/2012
11/04/2012	New accounts filed.		31/12/2011
27/10/2011	Phone number change	332278	0499 332278
27/10/2011	Founding deed date change	01/02/2004	02/03/2004
08/08/2011	New accounts filed.		31/12/2010
02/01/2011	New accounts filed.		31/12/2009

KvK filings (since 20-12-2012)

Filing Date	Filed Event
31/05/2018	Deposit Accounts
20/11/2017	Deposit Accounts
14/07/2016	Deposit Accounts
13/08/2015	Deposit Accounts
16/10/2014	Deposit Accounts
13/09/2013	Deposit Accounts



© Creditsafe Nederland B.V.
Waldorpstraat 17
2521 CA 's-Gravenhage